



# Stretch Mesh Cap. NE1020

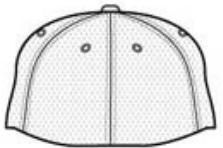


- Get into the game without losing your cool. Spacer Mesh panels on hat back allow cooling ventilation on even the warmest days.
- Fabric: 100% cotton in front two panels; 100% polyester Spacer Mesh in mid and back panels
  - Structure: Structured
  - Profile: Mid
  - Closure: Stretch fit
  - 39THIRTY FIT: Features a casual look with a stretch-to-fit styling, a contoured crown and precurved visor. Structured for stability with a classic cap shape.

New Era products may not be resold without embellishment.



front



back

## HOW TO MEASURE

HATS


Measure the circumference around the head, above the eyebrow and at the widest part of the head. Divide number by 3.14 for hat size.

## SIZE CHART


	S/M	M/L	L/XL
Hat Size	7 1/8-7 3/8	7 3/8-7 5/8	7 5/8-7 7/8
Head Size	22 3/8-23 1/8	23 1/8-23 7/8	23 7/8-24 5/8

## COLOR INFORMATION


Please note: PMS code information is shown only when an exact match is available.




Black  
PMS BLACK C




Black/ White  
PMS BLACK C




Charcoal/ Charcoal




Chocolate/ Khaki  
PMS 7533C




Dark Green  
PMS 567C




Deep Navy  
PMS 7547C




Deep Navy/ White  
PMS 7547C




Graphite/ Cyber Green  
PMS 2298C




Grey/ Black  
PMS COOL GRAY 6C




Royal  
PMS 2757C




Royal/ White  
PMS 2757C



Scarlet Red  
PMS 187C



Scarlet Red/ White



White  
PMS 187C