



NuBlend® Sweatpant. 973M



- 8-ounce, 50/50 cotton/poly NuBlend® pill-resistant fleece
- High-stitch density for a smooth-printing canvas
- Double-needle covered elastic waistband with inside draw cord
- Elastic cuffs
- Ash (formerly Birch)

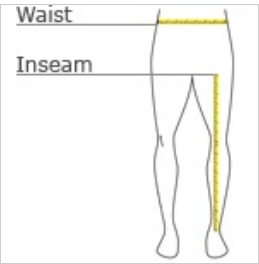


front



back

HOW TO MEASURE



WAIST
Measure around the smallest part of the natural waist.


INSEAM
Measure a similar style pant that fits well and is the desired length. Measure from the crotch seam to the hem.

SIZE CHART


	S	M	L	XL	2XL	3XL
Waist	28-30	32-34	36-38	40 1/2-43	45 1/2-48	51-54

COLOR INFORMATION


Please note: PMS code information is shown only when an exact match is available.




Athletic Heather




Black
PMS BLACK C




Black Heather




Forest Green




Maroon




Navy
PMS 533 C



Oxford
PMS 423C



Royal



True Red

*Not all sizes are available in every color.